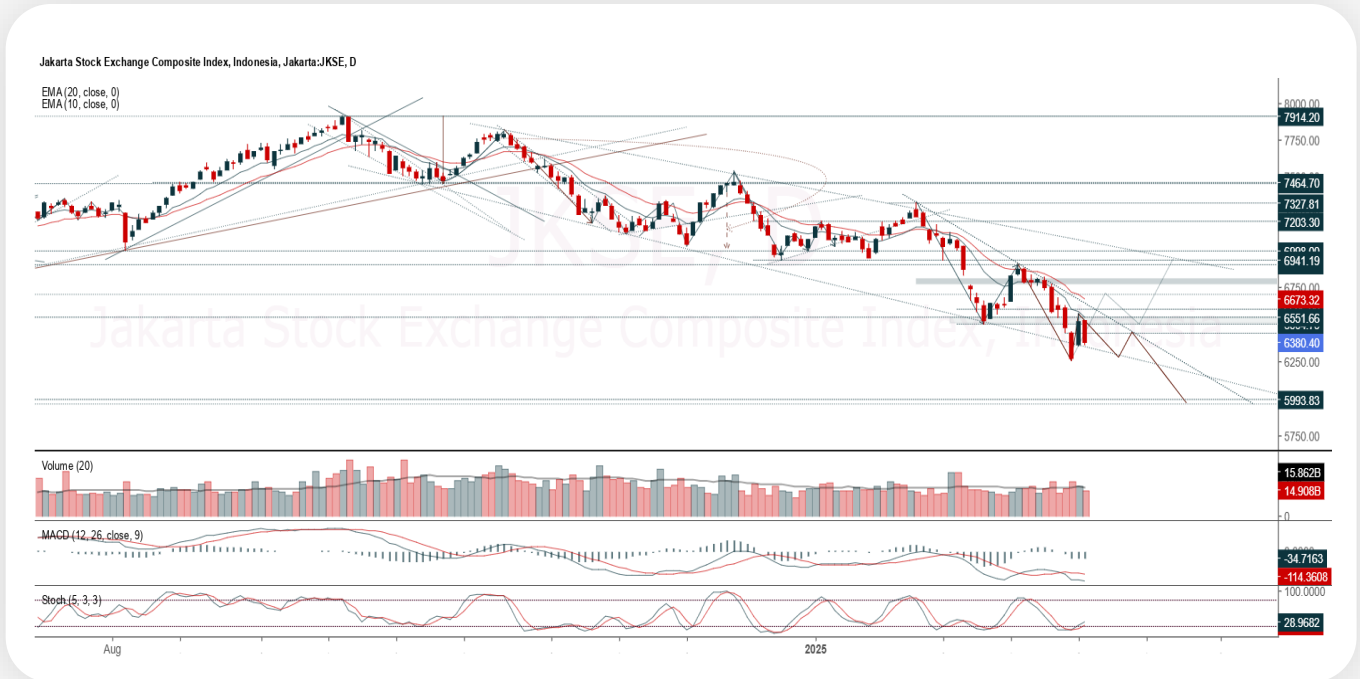




JCI Range Today

6,269 – 6,289 (Support), 6,443 – 6,463 (Resistance)



Jakarta Composite Index closed lower and breakdown support. Indicator from stochastic is still bullish, MACD histogram is moving bearish (line is sloping) and volume is decreasing. Bearish scenario: If it moves bearish, JCI is expected to weaken to the support range 6,269 – 6,289. Bullish scenario: If JCI is able to move bullish, JCI has the opportunity strengthen to the resistance range 6,443 – 6,463.

Stock Pick Today:




AKRA



BFIN



JPFA



MIKA



AKRA

AKR Corporindo Tbk.



(AKRA). Price closed lower and breakdown support. Price has the opportunity strengthen to the nearest resistance. Stochastic is death cross, MACD histogram is moving negative direction (line is sloping) and volume is increasing. Confirm buy if the next candle returns bullish or buy on support if it goes down first. Be careful if you fail to stay above the support level or become a support breakdown. **(Buy On Weakness)**

TRADING STRATEGY:

Target Price:

The price has a bullish opportunity to test the resistance level 1,235. If it breaks level 1,235 then the price will go to level 1,255. We recommend to be careful if the price fails to break through or turn around the support area.

Stop Loss:

To minimize the risk of loss, we recommend placing a stop loss at level 1,175.

Entry Buy : 1,190 – 1,210
Target Price : 1,235 – 1,255
Support : 1,180 – 1,190
Cut loss : 1,175



BFIN

BFI Finance Indonesia Tbk.



(BFIN). Price closed higher with bullish candle. Price has the opportunity strengthen to the nearest resistance. Stochastic is golden cross potential, MACD histogram is moving negative (line is death cross) and volume is decreasing. Confirm buy if the next candle returns bullish or buy on support if it goes down first. Be careful if you fail to stay above the support level or become a support breakdown. **(Trading Buy)**

TRADING STRATEGY:

Target Price:

The price has a bullish opportunity to test the resistance level 865. If it breaks level 865 then the price will go to level 880. We recommend to be careful if the price fails to break through or turn around the support area.

Stop Loss:

To minimize the risk of loss, we recommend placing a stop loss at level 825.

- Entry Buy : 835 – 850
- Target Price : 865 – 880
- Support : 830 – 835
- Cut loss : 825



JPFA

Japfa Comfeed Indonesia Tbk.



(JPFA). Price closed higher with bullish candle. Price has the opportunity strengthen to the nearest resistance. Stochastic is bullish, MACD histogram is moving positive direction (line is golden cross potential) and volume is decreasing. Confirm buy if the next candle returns bullish or buy on support if it goes down first. Be careful if you fail to stay above the support level or become a support breakdown. **(Trading Buy)**

TRADING STRATEGY:


Target Price:

The price has a bullish opportunity to test the resistance level 2,060. If it breaks level 2,060 then the price will go to level 2,100. We recommend to be careful if the price fails to break through or turn around the support area.

Stop Loss:

To minimize the risk of loss, we recommend placing a stop loss at level 1,965.

Entry Buy	: 1,985 – 2,020
Target Price	: 2,060 – 2,100
Support	: 1,970 – 1,985
Cut loss	: 1,965



MIKA

Mitra Keluarga Karyasehat Tbk.



(MIKA). Price closed higher and breakup dynamic resistance at EMA 10. Price has the opportunity strengthen to the nearest resistance. Stochastic is still bullish, MACD histogram is moving positive direction (line is golden cross potential) and volume is increasing. Confirm buy if the next candle returns bullish or buy on support if it goes down first. Be careful if you fail to stay above the support level or become a support breakdown. **(Trading Buy)**

TRADING STRATEGY:

Target Price:

The price has a bullish opportunity to test the resistance level 2,460. If it breaks level 2,460 then the price will go to level 2,500. We recommend to be careful if the price fails to break through or turn around the support area.

Stop Loss:

To minimize the risk of loss, we recommend placing a stop loss at level 2,340.

Entry Buy : 2,370 – 2,410
Target Price : 2,460 – 2,500
Support : 2,350 – 2,370
Cut loss : 2,340



Forecast – Technical Analysis

Ticker	MA5	RSI Rec	MACD Trend	Recomm.	Pivot Point	Support 1	Support 2	Resistance 1	Resistance 2	Stop Loss Level
JCI	Positive	Oversold	Negative	Spec. Buy	6,450	6,375	6,275	6,525	6,625	6,175
ACES	Positive	Oversold	Negative	Spec. Buy	670	660	650	680	690	640
ADMR	Positive	Oversold	Positive	Buy	760	700	645	815	875	635
ADRO	Positive	Oversold	Negative	Spec. Buy	1,970	1,885	1,785	2,070	2,155	1,760
AKRA	Negative	Trading	Positive	Hold	1,215	1,185	1,125	1,275	1,305	1,110
AMMN	Positive	Oversold	Negative	Spec. Buy	6,400	5,975	5,525	6,850	7,275	5,425
AMRT	Positive	Oversold	Negative	Spec. Buy	2,410	2,345	2,310	2,445	2,510	2,275
ANTM	Positive	Trading	Negative	Hold	1,570	1,525	1,485	1,610	1,655	1,465
ARTO	Positive	Oversold	Positive	Buy	1,860	1,805	1,760	1,905	1,960	1,730
ASII	Negative	Trading	Positive	Hold	4,665	4,630	4,555	4,740	4,775	4,485
BBCA	Positive	Trading	Negative	Hold	8,850	8,750	8,600	9,000	9,100	8,450
BBNI	Negative	Trading	Negative	Sell	4,230	4,170	4,110	4,290	4,350	4,050
BBRI	Positive	Trading	Negative	Hold	3,670	3,615	3,550	3,735	3,790	3,495
BBTN	Positive	Oversold	Negative	Spec. Buy	865	855	840	880	890	830
BMRI	Positive	Oversold	Negative	Spec. Buy	4,855	4,785	4,685	4,955	5,025	4,610
BRIS	Positive	Oversold	Negative	Spec. Buy	2,600	2,525	2,440	2,685	2,760	2,400
BRPT	Positive	Trading	Negative	Hold	800	785	760	825	840	745
CPIN	Positive	Oversold	Negative	Spec. Buy	4,355	4,220	4,115	4,460	4,595	4,055
CTRA	Negative	Oversold	Negative	Spec. Buy	815	805	790	830	840	775
ESSA	Positive	Strong Buy	Negative	Buy	680	645	610	715	750	600
EXCL	Positive	Oversold	Negative	Spec. Buy	2,230	2,200	2,180	2,250	2,280	2,145
GOTO	Positive	Trading	Negative	Hold	78	76	74	80	82	73
ICBP	Positive	Oversold	Negative	Spec. Buy	10,550	10,450	10,300	10,700	10,800	10,150
INCO	Negative	Oversold	Positive	Spec. Buy	2,830	2,725	2,610	2,945	3,050	2,570
INDF	Positive	Trading	Negative	Hold	7,325	7,200	7,050	7,475	7,600	6,950
INKP	Positive	Oversold	Negative	Spec. Buy	4,750	4,620	4,470	4,900	5,025	4,405
ISAT	Positive	Oversold	Negative	Spec. Buy	1,580	1,555	1,515	1,620	1,645	1,495
ITMG	Positive	Oversold	Negative	Spec. Buy	23,550	23,000	22,450	24,100	24,650	22,100
JPFA	Positive	Trading	Negative	Hold	2,020	1,960	1,910	2,070	2,130	1,880
JSMR	Positive	Oversold	Negative	Spec. Buy	3,670	3,590	3,510	3,750	3,830	3,455
KLBF	Positive	Oversold	Negative	Spec. Buy	1,110	1,090	1,070	1,130	1,150	1,055
MAPA	Negative	Oversold	Positive	Spec. Buy	815	800	780	835	850	765
MAPI	Positive	Trading	Positive	Spec. Buy	1,390	1,360	1,320	1,430	1,460	1,300
MBMA	Positive	Strong Buy	Negative	Buy	315	302	283	334	347	279
MDKA	Positive	Trading	Negative	Hold	1,475	1,445	1,410	1,510	1,540	1,390
MEDC	Positive	Oversold	Negative	Spec. Buy	1,005	990	975	1,020	1,035	960
PGAS	Positive	Oversold	Negative	Spec. Buy	1,520	1,505	1,490	1,535	1,550	1,470
PGEO	Positive	Trading	Negative	Hold	875	855	830	900	920	820
PTBA	Positive	Oversold	Negative	Spec. Buy	2,535	2,490	2,425	2,600	2,645	2,390
SIDO	Positive	Trading	Negative	Hold	570	560	545	585	595	535
SMGR	Positive	Oversold	Negative	Spec. Buy	2,285	2,195	2,125	2,355	2,445	2,090
SMRA	Positive	Oversold	Negative	Spec. Buy	379	371	363	387	395	357
TLKM	Positive	Oversold	Negative	Spec. Buy	2,395	2,345	2,305	2,435	2,485	2,270
TOWR	Positive	Oversold	Negative	Spec. Buy	540	535	520	555	560	515
UNTR	Positive	Oversold	Negative	Spec. Buy	22,325	22,025	21,775	22,575	22,875	21,450
UNVR	Positive	Oversold	Negative	Spec. Buy	1,115	1,065	1,030	1,150	1,200	1,010



Kiwoom Research Team



Liza Camelia Suryanata

Head of Equity Research
liza.camelia@kiwoom.co.id | 021 5010 5800



Sukarno Alatas

Equity Research Analyst
sukarno@kiwoom.co.id | 021 5010 5800



Abdul Azis Setyo W.

Equity Research Analyst
azis@kiwoom.co.id | 021 5010 5800



Miftahul Khaer

Equity Research Analyst
khaer.miftahul@kiwoom.co.id | 021 5010 5800



HEAD OFFICE

Treasury Tower 27th Floor Unit A, District 8 Kawasan SCBD Lot 28,
Jl.Jend.Sudirman Kav 52-53, Jakarta Selatan 12190

Tel : (021) 5010 5800
Fax : (021) 5010 5820
Email : cs@kiwoom.co.id

PT Kiwoom Sekuritas Indonesia is licensed and supervised by the Financial Services Authority (OJK)

OTHER DISCLOSURES

All Kiwoom's research reports made available to clients are simultaneously available on our own website <http://www.kiwoom.co.id/>. Not all research content is redistributed, e-mailed or made available to third-party aggregators. For all research reports available on a particular stock, please contact your sales representative. Any data discrepancies in this report could be the result of different calculations and/or adjustments.

DISCLAIMER

This report has been prepared and issued by PT Kiwoom Sekuritas Indonesia. Information has been obtained from sources believed to be reliable but Kiwoom Securities do not warrant its completeness or accuracy. Forward-looking information or statements in this report contain information that is based on forecast of future results, estimates of amounts not yet determinable, assumptions, and therefore involve known and unknown risks and uncertainties which may cause the actual results, performance or achievements of their subject matter to be materially different from current expectations. To the fullest extent allowed by law, PT Kiwoom Sekuritas Indonesia shall not be liable for any direct, indirect or consequential losses, loss of profits, damages, costs or expenses incurred or suffered by any person or organization arising from reliance on or use of any information contained on this report. The information that we provide should not be construed in any manner whatsoever as, personalized advice. No mention of a particular security in this report constitutes a recommendation to buy, sell or hold that or any security, or that any particular security, portfolio of securities, transaction or investment strategy is suitable for any specific person. This report is being supplied to you solely for your information and may not be reproduced by, further distributed to or published in whole or in part by, any other person.