



KSI Research

# Equity Lunch

**KIWOOM**  
SEKURITAS INDONESIA

Jakarta Composite Index

▼ **7,210.97**  
-0.16%

Highest

**7,237.28**

Lowest

**7,192.96**

YTD %

**1.85**

Published on 12 June 2025

Indices	Latest	Chg%	P/E	PBV
KOSPI	2,926	0.67	13.4	1.0
JCI	7,211	(0.16)	17.0	1.9
SSE Composite	3,405	0.07	17.0	1.4
TWSE	22,280	(0.84)	18.2	2.4
KLSE	1,526	0.17	14.1	1.4
ST - Times	3,923	0.10	12.1	1.3
Sensex	82,374	(0.17)	24.3	3.5
Hang Seng	24,245	(0.50)	11.7	1.3
Nikkei 225	38,206	(0.58)	17.8	2.0

Sectors	Latest	Chg%	YTD%
Basic Material	1,535	(0.27)	22.61
Consumer Cyclical	744	0.47	(10.88)
Energy	2,906	0.18	8.05
Financials	1,410	(0.13)	1.26
Healthcare	1,495	(0.43)	2.64
Industrials	940	(0.18)	(9.21)
Infrastructure	1,421	(0.57)	(3.93)
Cons. Non-Cyclical	691	(0.41)	(5.24)
Prop. & Real Estate	746	0.17	(1.47)
Technology	6,957	(1.15)	74.03
Trans. & Logistics	1,460	0.95	12.26

Commodities	Latest	Chg%	YTD%
Oil (USD/bbl)	67.90	(0.37)	(5.33)
Gold (USD tr.oz)	3,371	0.48	28.45
Nickel (USD/MT) 11 Jun 2025	15,177	(0.92)	(0.99)
Tin (USD/MT) 11 Jun 2025	32,650	(0.19)	12.26
Copper (USD/lb)	481.85	0.08	19.67
Coal (USD/MT) 11 Jun 2025	104.45	0.77	(16.61)
CPO (MYR/MT)	3,846	(0.77)	(20.88)

Currency	Last	Chg%	YTD%
USD-IDR	16,227	0.20	(0.77)
AUD-IDR	10,540	0.43	(4.87)
EUR-IDR	18,684	(0.47)	(10.04)
SGD-IDR	12,656	(0.12)	(6.35)
JPY-IDR	113	(0.54)	(8.30)
GBP-IDR	22,037	(0.40)	(8.09)

Government Bonds	Yield%	Chg%	YTD%
10 Year	6.70	(0.68)	(4.22)
15 Year	6.96	(0.24)	(1.79)
20 Year	7.01	(0.17)	(1.55)
30 Year	6.99	(0.01)	(1.41)

Source: Bloomberg LP

Note: All data taken from sources at 12:12 PM

## Market Review (Session 1)

In session 1, JCI closed down -0.16% to the level of 7,210.97.

## Market Prediction (Session 2)

JCI: Index closed negative with bearish candle. JCI is expected to remain volatile in the range 7,170 – 7,240.

- **BDKR:** Price closed at 153 (-2.55%) and still buying range. Prices still have the opportunity to strengthen as long as the support level holds. Beware if the price breaks below the support.
- **ENRG:** Price managed touched our second target at 266, highest at 268 (+8.94%) and closed at 260 (+5.69%). Prices still have the opportunity to strengthen to the next target. Be careful if the price reverses into a bearish candle or weakening.
- **GJTL:** Price closed at 1,170 (-0.43%) and still buying range. Prices still have the opportunity to strengthen as long as the support level holds. Beware if the price breaks below the support.
- **GOTO:** Price closed at 67 (-1.47%) and still buying range. Prices still have the opportunity to strengthen as long as the support level holds. Beware if the price breaks below the support.

## News

- PT. Aneka Tambang Tbk. (ANTM) and HongKong CBL Limited have established PT. Nickel Cobalt Halmahera (HPAL JVCO) for an electric vehicle battery project. HPAL JVCO, formed on June 10, 2025, is dedicated to the High Pressure Acid Leaching project with ANTM holding a 30% share and HKCBL owning 70%. ANTM's initial capital deposit is IDR 3 billion, while HKCBL contributed IDR 7 billion.
- PT. Sumber Tani Agung Resources Tbk. (STAA) obtained shareholder approval for a share buyback worth up to Rp 200 billion. The buyback is aimed at increasing shareholder value and providing flexibility in capital management.



## LQ45 Stock Ranking Session 1

Top Gainers	Last	Chg%	YTD%	MC (T)	Beta
PGEO	1,395	2.95	49.20	57.90	0.92
AKRA	1,285	2.80	14.73	25.79	0.59
AMMN	8,175	1.87	(3.54)	592.84	0.67
Top Losers	Last	Chg%	YTD%	MC (T)	Beta
INDF	8,250	(2.94)	7.14	72.44	0.59
BBTN	1,155	(2.12)	1.32	16.21	1.27
MBMA	468	(2.09)	2.18	50.54	0.88
Top Volume	Last	Volume (Mn)	YTD%	MC (T)	Beta
GOTO	67	1,361.4	(4.29)	79.81	1.37
MBMA	468	296.8	2.18	50.54	0.88
BRPT	1,495	225.6	62.50	140.15	2.35
Top Value	Last	Value (Bn)	YTD%	MC (T)	Beta
BRPT	1,495	337.2	62.50	140.15	2.35
ANTM	3,280	316.6	115.08	78.82	0.86
AMMN	8,175	224.2	(3.54)	592.84	0.67

## Economic Calendar

Date	Event	Act	Prev	Frcst
Wednesday June 11 2025				
07:15 AM	ID Motorbike Sales YoY MAY	-0.1%	3%	-
01:00 PM	ID Car Sales YoY MAY	-15.1%	5.0%	-
06:00 AM	KR Unemployment Rate MAY	2.7%	2.7%	2.8%
06:00 PM	US MBA 30-Year Mortgage Rate JUN/06	6.93%	6.92%	-
07:30 PM	US Core Inflation Rate MoM MAY	0.1%	0.2%	0.3%
07:30 PM	US Core Inflation Rate YoY MAY	2.8%	2.8%	2.9%
07:30 PM	US Inflation Rate MoM MAY	0.1%	0.2%	0.2%
07:30 PM	US Inflation Rate YoY MAY	2.4%	2.3%	2.5%
07:30 PM	US CPI MAY	321.465	320.795	321.9
07:30 PM	US CPI s.a MAY	320.580	320.321	321.6
Thursday June 12 2025				
10:25 AM	ID Consumer Confidence MAY	117.5	121.7	122.2
01:00 AM	US Monthly Budget Statement MAY	\$-316B	\$258B	\$-312.0B
06:01 AM	GB RICS House Price Balance MAY	-8%	-3%	-4.0%
01:00 PM	GB GDP MoM APR		0.2%	0.0%
01:00 PM	GB Goods Trade Balance APR		£-19.87B	£-20.0B
01:00 PM	GB Industrial Production MoM APR		-0.7%	-0.2%
01:00 PM	GB Manufacturing Production MoM APR		-0.8%	-0.4%
07:30 PM	US PPI MoM MAY		-0.5%	0.1%
07:30 PM	US Core PPI MoM MAY		-0.4%	-0.1%
07:30 PM	US Initial Jobless Claims JUN/07		247K	250.0K

Source: Trading Economics



## RUPS

Date	Time	Company	Event	Place
12-Jun-25	09:00	BDKR	RUPST	BRITS Hotel Puri, Jl. Kembang Abadi Utama No. 11
	09:00	DOOH	RUPST	Menara Kuningan, Jl. H. R. Rasuna Said No. 5
	09:00	GWSA	RUPST	Gedung TCC Batavia Tower One Lt. 35, Jl. KH. Mas Mansyur Kav. 126
	09:00	HBAT	RUPST	Hotel Fieris, Rawamangun
	09:00	SUNI	RUPST	Artotel Gelora Senayan (Ruang Bima), Jl. Pintu Satu Senayan No. 1
	09:30	JMAS	RUPST	Graha Kospin Jasa Lt. 9, Jl. Jend. Gatot Subroto Kav. 1
	09:30	TFCO	RUPST & RUPSLB	PT. Tifico Fiber Indonesia Tbk. (TFCO), Jl. M.H. Thamrin
	10:00	COCO	RUPST	Harris Hotel & Conventions Festival Citylink Lt. 3, Jl. Peta No. 241, Bandung
	10:00	CTBN	RUPST	World Trade Center 3 hall, Jl. Jend. Sudirman Kav. 29-31
	10:00	HRTA	RUPST & RUPSLB	Kantor Perseroan, Jl. Kopo Sayati No. 165, Ds. Sayati, Kab. Bandung
	10:00	JAYA	RUPST & RUPSLB	Hotel Double Tree-Jakarta Kemayoran (Ruang Mahogany)
	10:00	JGLE	RUPST	Aston Bogor Hotel & Resort, Jl. Dereded Pahlawan, Kota Bogor Selatan
	10:00	MMLP	RUPST	Hotel Wyndham, Jl. Raya Casablanca No. 18
	10:00	NASI	RUPST	Grand Mercure Lt. 9, Jl. Pantai Indah Kapuk
	10:00	NSSS	RUPST	Gedung Menara Imperium Lt. 7, Jl. H.R. Rasuna Said Kav. No.1
	10:00	SMRA	RUPST	Ruang Janur Sari, Klub Kelapa Gading, Jl. Boulevard Raya Blok. KGC
	10:00	TRIN	RUPST	Brooklyn Premium Office, Jl. Sutera Boulevard Kav. 22-26
	10:30	JTPE	RUPST	Vasa Hotel, Jl. Mayjen HR. Muhammad No. 31, Surabaya
	13:00	ANTM	RUPST	Ruang Timor, Hotel Borobudur, Jl. Lapangan Banteng Selatan No. 1
	13:00	INET	RUPST & RUPSLB	Premier Lounge Prosperity Tower LT. 11 District 8 SCBD
	13:00	PGGL	RUPST	Hotel Double Tree Kemayoran, Jl. Griya Utama Blok. B No. 1
	13:30	MDIY	RUPST	Ballroom 2 Four Seasons, Jakarta
	14:00	ALDO	RUPST & RUPSLB	The Hive Bumi Pancasona, Jl. Gelap Nyawang, Jl. Parahyangan Raya Kav. 3
	14:00	DPNS	RUPST	Artotel Gelora Senayan, Jl. Pintu Satu Senayan
	14:00	GDYR	RUPST	Hotel Grand Savero Bogor
	14:00	GTSI	RUPST	Mangkuluhur City Tower One Lt. 26, Jl. Gatot Subroto Kav. 1-3
	14:00	KMTR	RUPST	Gedung The East Lt. 19, Jl. Doktor Ide Anak Agung Gde Agung Kav. E3.2 No. 1
	14:00	MAXI	RUPST	Favehotel Gatot Subroto, Jl. Kartika Candra Kav. A9
	14:00	MPXL	RUPST & RUPSLB	Swissotel Lt. 7 Pantai Indah Kapuk
	14:00	PADA	RUPST & RUPSLB	Kantor Perseroan Lt. 1, Jl. Poltangan Raya No. 35
	14:00	TRST	RUPST	Spazio Tower Lt. 15, Jl. Mayjen Yonosuwoyo, Surabaya
	14:00	VAST	RUPST	Sofyan Hotel Soepomo, Jl. Prof. DR. Soepomo SH No. 23
	14:00	WIFI	RUPST	Kantor Fatmawati Mas Blok. III Kav. 328-329, Jl. RS Fatmawati No. 20
	14:30	PTBA	RUPST	Hotel Borobudur, Jl. Lapangan Banteng Selatan No. 1
	16:00	TINS	RUPST	Hotel Borobudur, Jl. Lapangan Banteng Selatan No. 1

## DIVIDEND


TICKER	Status	Cum-Date	Ex-Date	Recording Date	Pay-Date	Amount (IDR)/Share	Dividend Yield
ADMR	Cash Dividend	12-Jun-25	13-Jun-25	16-Jun-25	20-Jun-25	48	4.68%
ADRO	Cash Dividend	12-Jun-25	13-Jun-25	16-Jun-25	26-Jun-25	158	7.45%
GEMS	Cash Dividend	12-Jun-25	13-Jun-25	16-Jun-25	24-Jun-25	277	2.95%
GHON	Cash Dividend	12-Jun-25	13-Jun-25	16-Jun-25	02-Jul-25	180	9.28%
MSJA	Cash Dividend	12-Jun-25	13-Jun-25	16-Jun-25	25-Jun-25	12	3.87%
SPTO	Cash Dividend	12-Jun-25	13-Jun-25	16-Jun-25	26-Jun-25	35	5.04%
MEDC	Cash Dividend	13-Jun-25	16-Jun-25	17-Jun-25	04-Jul-25	25	1.95%
PGEO	Cash Dividend	13-Jun-25	16-Jun-25	17-Jun-25	04-Jul-25	53.09	3.92%
UNVR	Cash Dividend	13-Jun-25	16-Jun-25	17-Jun-25	02-Jul-25	47	2.91%
JRPT	Cash Dividend	16-Jun-25	17-Jun-25	18-Jun-25	04-Jul-25	27	3.80%
MIKA	Cash Dividend	16-Jun-25	17-Jun-25	18-Jun-25	04-Jul-25	43	1.73%
SBMA	Cash Dividend	16-Jun-25	17-Jun-25	18-Jun-25	02-Jul-25	4	3.25%
TOTO	Cash Dividend	16-Jun-25	17-Jun-25	18-Jun-25	01-Jul-25	12	5.17%

## IPO

TICKER	Price	Offering	Allot. Date	List. Date	Warrant
-	-	-	-	-	-



## Kiwoom Research Team



**Liza Camelia Suryanata**

Head of Equity Research  
liza.camelia@kiwoom.co.id




**Sukarno Alatas**

Senior Equity Research Analyst  
sukarno@kiwoom.co.id




**Abdul Azis Setyo W.**

Equity Research Analyst  
azis@kiwoom.co.id



**Miftahul Khaer**

Equity Research Analyst  
khaer.miftahul@kiwoom.co.id



**Wahyu Saputra**

Equity Research Associate  
wahyu.saputra@kiwoom.co.id



### HEAD OFFICE

Treasury Tower 27th Floor Unit A, District 8 Kawasan SCBD Lot 28,  
Jl.Jend.Sudirman Kav 52-53, Jakarta Selatan 12190

Tel : (021) 5010 5800

Fax : (021) 5010 5820

Email : [cs@kiwoom.co.id](mailto:cs@kiwoom.co.id)

PT Kiwoom Sekuritas Indonesia is licensed and supervised by the Financial Services Authority (OJK)

### OTHER DISCLOSURES

All Kiwoom's research reports made available to clients are simultaneously available on our own website <http://www.kiwoom.co.id/>. Not all research content is redistributed, e-mailed or made available to third-party aggregators. For all research reports available on a particular stock, please contact your sales representative. Any data discrepancies in this report could be the result of different calculations and/or adjustments.

### DISCLAIMER

This report has been prepared and issued by PT Kiwoom Sekuritas Indonesia. Information has been obtained from sources believed to be reliable but Kiwoom Securities do not warrant its completeness or accuracy. Forward-looking information or statements in this report contain information that is based on forecast of future results, estimates of amounts not yet determinable, assumptions, and therefore involve known and unknown risks and uncertainties which may cause the actual results, performance or achievements of their subject matter to be materially different from current expectations. To the fullest extent allowed by law, PT Kiwoom Sekuritas Indonesia shall not be liable for any direct, indirect or consequential losses, loss of profits, damages, costs or expenses incurred or suffered by any person or organization arising from reliance on or use of any information contained on this report. The information that we provide should not be construed in any manner whatsoever as, personalized advice. No mention of a particular security in this report constitutes a recommendation to buy, sell or hold that or any security, or that any particular security, portfolio of securities, transaction or investment strategy is suitable for any specific person. This report is being supplied to you solely for your information and may not be reproduced by, further distributed to or published in whole or in part by, any other person.