



Jakarta Composite Index

▲
8,062.08
+0.01%

Highest

8,093.69

Lowest

8,049.83

YTD %

13.87

Published on 01 October 2025

Indices	Latest	Chg%	P/E	PBV
KOSPI	3,455	0.87	16.0	1.1
JCI	8,062	0.01	19.6	2.2
SSE Composite	3,883	0.52	19.2	1.6
TWSE	26,025	0.79	21.6	2.9
KLSE	1,621	0.57	15.3	1.5
ST - Times	4,324	0.56	13.3	1.4
Sensex	80,430	0.18	23.2	3.5
Hang Seng	26,856	0.87	13.1	1.4
Nikkei 225	44,494	(1.02)	20.9	2.3

Sectors	Latest	Chg%	YTD%
Basic Material	1,973	1.08	57.58
Consumer Cyclical	894	1.08	7.09
Energy	3,449	0.36	28.23
Financials	1,461	(0.28)	4.90
Healthcare	1,874	0.56	28.69
Industrials	1,578	(1.08)	52.36
Infrastructure	1,858	(0.01)	25.66
Cons. Non-Cyclical	794	(0.26)	8.78
Prop. & Real Estate	954	0.08	26.08
Technology	11,003	4.94	175.23
Trans. & Logistics	1,643	(0.91)	26.32

Commodities	Latest	Chg%	YTD%
Oil (USD/bbl)	62.61	0.38	(12.70)
Gold (USD tr.oz)	3,864	0.13	47.23
Nickel (USD/MT)	15,235	(0.54)	(0.61)
Tin (USD/MT)	35,410	(0.23)	21.75
Copper (USD/lb)	485.05	(0.12)	20.46
Coal (USD/MT)	106.20	(0.52)	(15.21)
CPO (MYR/MT)	4,337	0.74	(10.78)

Currency	Last	Chg%	YTD%
USD-IDR	16,685	(0.12)	(3.49)
AUD-IDR	11,020	(0.05)	(9.02)
EUR-IDR	19,622	(0.26)	(14.34)
SGD-IDR	12,942	(0.18)	(8.41)
JPY-IDR	113	(0.29)	(8.56)
GBP-IDR	22,465	(0.25)	(9.84)

Government Bonds	Yield%	Chg%	YTD%
10 Year	6.35	(0.33)	(9.30)
15 Year	6.76	(0.16)	(4.55)
20 Year	6.82	(0.18)	(4.23)
30 Year	6.90	(0.02)	(2.81)

Source: Bloomberg LP

Note: All data taken from sources at 12:12 PM

SSE Composite, Hang Seng, Nickel, Tin & Coal Price Closed at 30/09/2025

Market Review (Session 1)

In session 1, JCI closed up +0.01% to the level of 8,062.08.

Market Prediction (Session 2)

JCI: Index closed positive with bearish candle. JCI is expected to remain volatile in the range 8,022 – 8,100.

- AALI: Price closed at 8,050 (-1.53%) and still buying range. Prices still have the opportunity to strengthen as long as the support level holds. Beware if the price breaks below the support.
- MYOR: Price closed at 2,070 (+1.97%) and still bullish. Prices still have the opportunity to strengthen as long as the support level holds. Beware if the price breaks below the support.
- PGEO: Price closed at 1,370 (-1.79%) and still buying range. Prices still have the opportunity to strengthen as long as the support level holds. Beware if the price breaks below the support.
- TINS: Price closed at 1,625 (+1.25%) and highest at 1,650 (+2.80%). Prices still have the opportunity to strengthen as long as the support level holds. Beware if the price breaks below the support.

News

- PT. Astra International Tbk. (ASII), through its subsidiary PT. Saka Industrial Arjaya, completed the Rp3.34 trillion acquisition of 83.67% shares of PT. Mega Manunggal Property Tbk. (MMLP) on September 30, 2025, making it the new controlling shareholder and triggering a mandatory tender offer.
- PT. Merdeka Gold Resources Tbk. (EMAS) has extended a USD120 million revolving loan to subsidiary PT. Gorontalo Sejahtera Mining (GSM) until August 31, 2029 with a 6.26% interest rate, aimed at funding capex, operations, and working capital, as part of a strategic move to strengthen GSM's financial and operational position.



LQ45 Stock Ranking Session 1

Top Gainers	Last	Chg%	YTD%	MC (T)	Beta
SCMA	400	19.05	139.52	29.59	0.86
JPFA	2,010	2.55	3.61	23.57	0.81
CPIN	4,750	1.93	(0.21)	77.89	0.74
Top Losers	Last	Chg%	YTD%	MC (T)	Beta
AMMN	7,000	(3.11)	(17.40)	507.63	0.56
AKRA	1,175	(2.89)	4.91	23.59	0.57
INCO	4,290	(2.50)	18.51	45.22	0.78
Top Volume	Last	Volume (Mn)	YTD%	MC (T)	Beta
GOTO	55	2,242.1	(21.43)	65.51	1.20
SCMA	400	688.9	139.52	29.59	0.86
MBMA	630	289.5	37.55	68.04	0.82
Top Value	Last	Value (Bn)	YTD%	MC (T)	Beta
BBCA	7,525	609.0	(22.22)	927.64	0.84
BBRI	3,840	422.6	(5.88)	581.99	1.53
SCMA	400	275.6	139.52	29.59	0.86

Economic Calendar

Date	Event	Act	Prev	Frcst
Tuesday September 30 2025				
06:50 AM	JP Retail Sales YoY AUG	-1.1%	0.4%	0.5%
08:30 AM	CN NBS Manufacturing PMI SEP	49.8	49.4	49.9
08:30 AM	CN NBS Non Manufacturing PMI SEP	50.0	50.3	50.7
08:45 AM	CN RatingDog Manufacturing PMI SEP	51.2	50.5	50.8
08:45 AM	CN RatingDog Services PMI SEP	52.9	53.0	52.6
01:00 PM	DE Retail Sales YoY AUG	1.8%	2.9%	2.2%
01:00 PM	GB Current Account Q2	£-28.9B	£-21.2B	£-20.2B
02:55 PM	DE Unemployment Rate SEP	6.3%	6.3%	6.3%
07:00 PM	DE Inflation Rate YoY Prel SEP	2.4%	2.2%	2.3%
09:00 PM	US JOLTs Job Openings AUG	7.227M	7.208M	7.1M
Wednesday October 01 2025				
07:30 AM	ID S&P Global Manufacturing PMI SEP	50.4	51.5	52
11:00 AM	ID Balance of Trade SEP	\$5.49B	\$4.18B	\$3.9B
11:00 AM	ID Inflation Rate YoY SEP	2.65%	2.31%	2.4%
11:00 AM	ID Core Inflation Rate YoY SEP	2.19%	2.17%	2.2%
11:00 AM	ID Exports YoY AUG	5.78%	9.86%	-
11:00 AM	ID Imports YoY AUG	-6.56%	-5.86%	-
11:00 AM	ID Inflation Rate MoM SEP	0.21%	-0.08%	0.0%
11:00 AM	ID Tourist Arrivals YoY AUG	12.33%	13.01%	-
06:50 AM	JP Tankan Large Manufacturers Index Q3	14	13	15
04:00 PM	EA Inflation Rate YoY Flash SEP		2%	2.2%
09:00 PM	US ISM Manufacturing PMI SEP		48.7	49

Source: Trading Economics



RUPS

Date	Time	Company	Event	Place
01-Oct-25	09:00	DNAR	RUPSLB	Gedung PT. Bank Oke Indonesia Tbk. (DNAR) Lt. 1, Jl. Ir. H. Juanda No. 12
	10:00	BUAH	RUPSLB	PT. Segar Kumala Indonesia Tbk. (BUAH), Jl. Cakung Cilincing Raya No. 188
	10:00	KETR	RUPSLB	Gedung Meta Epsi Lt. 2, Jl. D.I. Panjaitan Kav. 2
	11:00	IKAI	RUPSLB	Menara Bidakara 2, Jl. Jenderal Gatot Subroto Kav. 71-73
	13:00	PADI	RUPSLB	Multifunction Hall, Equity Tower Lt. LG, SCBD Lot 9, Jl Jendral Sudirman Kav. 52-53
	14:30	HAIS	RUPSLB	Grand Oakwood Room - Veranda Hotel Pakubuwono, Jl. Kyai Maja No. 63
	02-Oct-25	14:00	ISAT	RUPSLB
03-Oct-25	14:00	PPRO	RUPSLB	Plaza PP Auditorium Wisma Subiyanto Lt. 1, Jl. Letjend TB Simatupang No. 57

DIVIDEND


TICKER	Status	Cum-Date	Ex-Date	Recording Date	Pay-Date	Amount (IDR)/Share	Dividend Yield
AAI	Cash Dividend	02-Oct-25	03-Oct-25	06-Oct-25	24-Oct-25	123	1.50%
CSRA	Cash Dividend	06-Oct-25	07-Oct-25	08-Oct-25	24-Oct-25	12.2	1.48%
UNIC	Cash Dividend	07-Oct-25	08-Oct-25	09-Oct-25	21-Oct-25	215	2.32%
UNTR	Cash Dividend	07-Oct-25	08-Oct-25	09-Oct-25	24-Oct-25	567	2.12%

IPO

TICKER	Price	Offering	Allot. Date	List. Date	Warrant
-	-	-	-	-	-



Kiwoom Research Team



Liza Camelia Suryanata

Head of Equity Research
liza.camelia@kiwoom.co.id




Sukarno Alatas

Senior Equity Research Analyst
sukarno@kiwoom.co.id




Abdul Azis Setyo W.

Equity Research Analyst
azis@kiwoom.co.id



Miftahul Khaer

Equity Research Analyst
khaer.miftahul@kiwoom.co.id



Wahyu Saputra

Equity Research Associate
wahyu.saputra@kiwoom.co.id



HEAD OFFICE

Treasury Tower 27th Floor Unit A, District 8 Kawasan SCBD Lot 28,
Jl.Jend.Sudirman Kav 52-53, Jakarta Selatan 12190

Tel : (021) 5010 5800
Fax : (021) 5010 5820
Email : cs@kiwoom.co.id

PT Kiwoom Sekuritas Indonesia is licensed and supervised by the Financial Services Authority (OJK)

OTHER DISCLOSURES

All Kiwoom's research reports made available to clients are simultaneously available on our own website <http://www.kiwoom.co.id/>. Not all research content is redistributed, e-mailed or made available to third-party aggregators. For all research reports available on a particular stock, please contact your sales representative. Any data discrepancies in this report could be the result of different calculations and/or adjustments.

DISCLAIMER

This report has been prepared and issued by PT Kiwoom Sekuritas Indonesia. Information has been obtained from sources believed to be reliable but Kiwoom Securities do not warrant its completeness or accuracy. Forward-looking information or statements in this report contain information that is based on forecast of future results, estimates of amounts not yet determinable, assumptions, and therefore involve known and unknown risks and uncertainties which may cause the actual results, performance or achievements of their subject matter to be materially different from current expectations. To the fullest extent allowed by law, PT Kiwoom Sekuritas Indonesia shall not be liable for any direct, indirect or consequential losses, loss of profits, damages, costs or expenses incurred or suffered by any person or organization arising from reliance on or use of any information contained on this report. The information that we provide should not be construed in any manner whatsoever as, personalized advice. No mention of a particular security in this report constitutes a recommendation to buy, sell or hold that or any security, or that any particular security, portfolio of securities, transaction or investment strategy is suitable for any specific person. This report is being supplied to you solely for your information and may not be reproduced by, further distributed to or published in whole or in part by, any other person.