



Jakarta Composite Index

▲
8,125.73
+0.93%

Highest

8,144.34

Lowest

8,030.78

YTD %

14.77

Published on 16 October 2025

Indices	Latest	Chg%	P/E	PBV
KOSPI	3,734	2.08	17.0	1.2
JCI	8,126	0.93	19.8	2.2
SSE Composite	3,916	0.10	19.3	1.6
TWSE	27,679	1.47	23.0	3.1
KLSE	1,614	0.18	15.4	1.5
ST - Times	4,348	(0.46)	13.6	1.4
Sensex	83,047	0.56	23.9	3.6
Hang Seng	25,799	(0.43)	12.7	1.4
Nikkei 225	48,261	1.27	21.3	2.5

Sectors	Latest	Chg%	YTD%
Basic Material	2,081	1.37	66.23
Consumer Cyclical	904	0.95	8.31
Energy	3,723	1.22	38.45
Financials	1,390	0.31	(0.21)
Healthcare	1,863	1.95	27.91
Industrials	1,654	1.16	59.68
Infrastructure	1,926	0.13	30.25
Cons. Non-Cyclical	820	0.76	12.41
Prop. & Real Estate	973	1.62	28.50
Technology	10,815	(0.50)	170.53
Trans. & Logistics	1,746	2.44	34.21

Commodities	Latest	Chg%	YTD%
Oil (USD/bbl)	58.85	1.00	(17.94)
Gold (USD tr.oz)	4,232	0.58	61.24
Nickel (USD/MT)	15,194	0.39	(0.87)
Tin (USD/MT)	35,393	0.58	21.70
Copper (USD/lb)	496.95	(0.90)	23.42
Coal (USD/MT)	105.85	1.97	(15.49)
CPO (MYR/MT)	4,409	2.53	(9.30)

Currency	Last	Chg%	YTD%
USD-IDR	16,574	(0.05)	(2.85)
AUD-IDR	10,766	0.34	(6.87)
EUR-IDR	19,333	(0.22)	(13.06)
SGD-IDR	12,800	(0.02)	(7.40)
JPY-IDR	110	(0.05)	(5.76)
GBP-IDR	22,239	(0.54)	(8.92)

Government Bonds	Yield%	Chg%	YTD%
10 Year	5.95	(1.28)	(15.04)
15 Year	6.42	(1.38)	(9.35)
20 Year	6.61	(0.68)	(7.15)
30 Year	6.80	(0.25)	(4.17)

Source: Bloomberg LP

Note: All data taken from sources at 12:13 PM

Nickel, Tin & Coal Price Closed at 15/10/2025

Market Review (Session 1)

In session 1, JCI closed up +0.93% to the level of 8,125.73.

Market Prediction (Session 2)

JCI: Index closed positive with bullish candle. JCI is expected to become volatile with a tendency to strengthen.

- ACES: Price closed at 424 (-3.64%) and still support range. Prices still have the opportunity to strengthen as long as the support level holds. Beware if the price breaks below the support.
- AVIA: Price managed touched our first target at 464, highest at 474 (+6.28%) and closed at 438 (-1.79%). Prices still have the opportunity to strengthen as long as the support level holds. Beware if the price breaks below the support.
- BNGA: Price closed at 1,700 (-3.68%) and still support range. Prices still have the opportunity to strengthen as long as the support level holds. Beware if the price breaks below the support.
- ISAT: Price closed at 1,855 (-3.64%) and still support range. Prices still have the opportunity to strengthen as long as the support level holds. Beware if the price breaks below the support.

News

- PT. Merdeka Battery Materials Tbk. (MBMA) has fully settled the principal and fourth interest payment of its 2024 Series A Bonds totaling Rp219.97 billion using internal cash funds, marking the completion of all obligations with no material impact on operations or finances, reflecting the company's solid liquidity and prudent financial management.
- PT. Sidomulyo Selaras Tbk. (SDMU) plans a private placement by converting Rp61.35 billion of debt into 1.115 billion new shares to strengthen liquidity and capital structure, cutting total liabilities to Rp48.33 billion, boosting equity to Rp82.54 billion, and preparing for new growth opportunities including electric vehicle initiatives.



LQ45 Stock Ranking Session 1

Top Gainers	Last	Chg%	YTD%	MC (T)	Beta
MAPI	1,240	7.83	(12.06)	20.58	0.79
UNVR	1,975	7.63	4.77	75.35	1.04
KLBF	1,150	5.99	(15.44)	53.84	0.53
Top Losers	Last	Chg%	YTD%	MC (T)	Beta
ACES	424	(3.64)	(46.33)	7.26	0.59
ISAT	1,855	(3.64)	(25.20)	59.83	1.20
SMGR	2,470	(3.52)	(24.92)	16.68	1.45
Top Volume	Last	Volume (Mn)	YTD%	MC (T)	Beta
GOTO	55	647.6	(21.43)	65.51	1.17
ANTM	3,430	179.0	124.92	82.43	0.68
MBMA	600	130.5	31.00	64.80	0.84
Top Value	Last	Value (Bn)	YTD%	MC (T)	Beta
ANTM	3,430	614.1	124.92	82.43	0.68
BBCA	7,300	443.5	(24.55)	899.91	0.83
BBRI	3,540	418.3	(13.24)	536.52	1.51

Economic Calendar

Date	Event	Act	Prev	Frcst
Wednesday October 15 2025				
08:30 AM	CN Inflation Rate YoY SEP	-0.3%	-0.4%	-0.2%
08:30 AM	CN Inflation Rate MoM SEP	0.1%	0%	0.1%
08:30 AM	CN PPI YoY SEP	-2.3%	-2.9%	-2.4%
04:00 PM	CN New Yuan Loans SEP	CNY1290B	CNY590B	CNY1250.0B
04:00 PM	EA Industrial Production MoM AUG	-1.2%	0.5%	-2.2%
06:00 PM	US MBA 30-Year Mortgage Rate OCT/10	6.42%	6.43%	-
07:30 PM	US NY Empire State Manufacturing Index OCT	10.70	-8.70	-5
Thursday October 16 2025				
06:50 AM	JP Machinery Orders MoM AUG	-0.9%	-4.6%	0.5%
06:50 AM	JP Machinery Orders YoY AUG	1.6%	4.9%	4.7%
01:00 PM	GB GDP MoM AUG		0%	0.1%
01:00 PM	GB GDP 3-Month Avg AUG		0.2%	0.2%
01:00 PM	GB Goods Trade Balance AUG		£-22.24B	£-22.1B
01:00 PM	GB Industrial Production MoM AUG		-0.9%	0.5%
01:00 PM	GB Manufacturing Production MoM AUG		-1.3%	0.7%
04:00 PM	EA Balance of Trade AUG		€12.4B	€9.1B
07:30 PM	US Philadelphia Fed Manufacturing Index OCT		23.2	4
09:00 PM	US NAHB Housing Market Index OCT		32	34

Source: Trading Economics



RUPS

Date	Time	Company	Event	Place
16-Oct-25	10:00	SIPD	RUPSLB	Sequis Center Lt. 11 Jl. Jend. Sudirman No. 71
	14:00	BBYB	RUPSLB	Gd. Pacific Century Place Lt. 23, Jl. Jend. Sudirman Kav. 52-53 No. Lot. 10
17-Oct-25	10:00	URBN	RUPSLB	Hotel Ambhara, Jl. Iskandarsyah Raya No. 1, Jakarta Selatan
	14:00	SDMU	RUPSLB	Hotel Sofyan Cut Meutia, Jl. Cut Mutia No. 9, Cikini, Menteng

DIVIDEND


TICKER	Status	Cum-Date	Ex-Date	Recording Date	Pay-Date	Amount (IDR)/Share	Dividend Yield
CMRY	Cash Dividend	17-Oct-25	20-Oct-25	21-Oct-25	30-Oct-25	100	1.95%
BOBA	Cash Dividend	21-Oct-25	22-Oct-25	23-Oct-25	10-Nov-25	2	1.03%
PLIN	Cash Dividend	22-Oct-25	23-Oct-25	24-Oct-25	31-Oct-25	76	3.03%
DKFT	Cash Dividend	23-Oct-25	24-Oct-25	27-Oct-25	30-Oct-25	25	3.16%

IPO

TICKER	Price	Offering	Allot. Date	List. Date	Warrant
-	-	-	-	-	-



Kiwoom Research Team



Liza Camelia Suryanata

Head of Equity Research
liza.camelia@kiwoom.co.id




Sukarno Alatas

Senior Equity Research Analyst
sukarno@kiwoom.co.id




Abdul Azis Setyo W.

Equity Research Analyst
azis@kiwoom.co.id



Miftahul Khaer

Equity Research Analyst
khaer.miftahul@kiwoom.co.id



Wahyu Saputra

Equity Research Associate
wahyu.saputra@kiwoom.co.id



HEAD OFFICE

Treasury Tower 27th Floor Unit A, District 8 Kawasan SCBD Lot 28,
Jl.Jend.Sudirman Kav 52-53, Jakarta Selatan 12190

Tel : (021) 5010 5800
Fax : (021) 5010 5820
Email : cs@kiwoom.co.id

PT Kiwoom Sekuritas Indonesia is licensed and supervised by the Financial Services Authority (OJK)

OTHER DISCLOSURES

All Kiwoom's research reports made available to clients are simultaneously available on our own website <http://www.kiwoom.co.id/>. Not all research content is redistributed, e-mailed or made available to third-party aggregators. For all research reports available on a particular stock, please contact your sales representative. Any data discrepancies in this report could be the result of different calculations and/or adjustments.

DISCLAIMER

This report has been prepared and issued by PT Kiwoom Sekuritas Indonesia. Information has been obtained from sources believed to be reliable but Kiwoom Securities do not warrant its completeness or accuracy. Forward-looking information or statements in this report contain information that is based on forecast of future results, estimates of amounts not yet determinable, assumptions, and therefore involve known and unknown risks and uncertainties which may cause the actual results, performance or achievements of their subject matter to be materially different from current expectations. To the fullest extent allowed by law, PT Kiwoom Sekuritas Indonesia shall not be liable for any direct, indirect or consequential losses, loss of profits, damages, costs or expenses incurred or suffered by any person or organization arising from reliance on or use of any information contained on this report. The information that we provide should not be construed in any manner whatsoever as, personalized advice. No mention of a particular security in this report constitutes a recommendation to buy, sell or hold that or any security, or that any particular security, portfolio of securities, transaction or investment strategy is suitable for any specific person. This report is being supplied to you solely for your information and may not be reproduced by, further distributed to or published in whole or in part by, any other person.